


Tilt Lock Adjustemt

REPAIR MANUAL

01.06.2023



1 Tilt Lock Adjustment

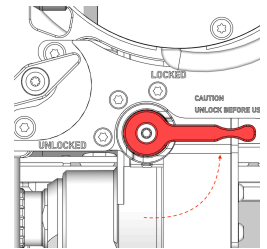
Problem

After some time of using the TRINITY 2, there may be a little play in the **tilt lock mechanism**. This can be corrected in a few seconds with the following procedure

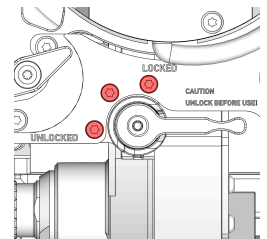
Adjusting the tilt lock mechanism

A T10 Torx screw driver is required.

- ▶ Open the tilt lock first!



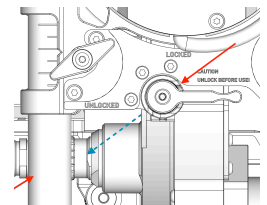
- ▶ Loosen all three Torx screws.



ADVICE

Do not **remove** the screws!

- ▶ Place your index finger behind the tilt lock mechanism and your thumb around the rod.
- ▶ Now slide the entire tilt lock mechanism 45° down to the lower left.



- ▶ Hold this position and retighten all three screws.

