



Main Features

- Lens-less MAX Technology: easy to use
- Extremely bright
- Highly mobile for a wide range of uses
- Focusable between 15° and 60°
- Cross-Cooling allows safe operation even at a tilt angle of 90°
- Uses existing 230 mm / 9.1" & 245 mm / 9.7" accessories from ARRI True Blue D12
- Uses existing 575 W to 1,800 W cables with international connector
- Suitable for high frame rate images
- Weather resistant

M-Series M8 with MAX Technology

5 YEAR
warranty for new daylight
systems (head + ballast)

"Punches above its weight"

The M8 is the smallest lighting fixture in ARRI's highly successful M-Series of daylight lampheads. Like the rest of the M-Series, the M8 is equipped with MAX Technology, a unique, patented reflector design that unifies the advantages of Fresnel and PAR fixtures.

With the M8 at one end and the ARRIMAX 18/12 at the other, the M-Series is complete. Comprising five state-of-the-art lampheads that offer a range of nine evenly-staggered wattage options from 800 W up to 18,000 W, the M-Series represents a comprehensive daylight toolset of the highest quality.

The combination of an open-face design and the unrivalled efficiency of the MAX Technology reflector makes the M8 exceptionally bright; in fact, the light output produced by its 800 W lamp comes close to the output of a 1,200 W Fresnel or PAR (with lens). The unit can be focused between 15° and 60° just by turning the focus knob, producing a remarkably even light field and a crisp, clear shadow. By eliminating the need for bulky, easily breakable spread lenses, the M8 will speed up workflows on set.

Lightweight and compact, the M8 is highly portable and ideal for a wide range of different uses. From cramped, inaccessible locations to feature film sound stages, the M8 will be equally at home and equally useful whether the production is a run-and-gun interview, a fast-moving documentary, a television series or a major movie.











The M8 has the same 245 mm / 9.7" respectively 230 mm / 9.1" accessory diameter as the ARRI True Blue D12 fixture, so existing barndoors, scrims and Chimeras can also be used. The accessories are held securely in place by the M8's powerful tilt lock. In addition, the M8 can be used with existing 575 W, 800 W, 1,200 W or 1,800 W cables with international connector (VEAM). The frosted glass offers an almost perfect even and homogeneous field of light without any additional diffusion.

Like many other ARRI lampheads, the M8 incorporates a Cross-Cooling system that allows safe operation even at extreme tilt angles. The electronics housing is spaced apart from the actual lamp housing to keep temperatures down and prolong the lifetime of electronic components. The M8 is easy to open and therefore easy to maintain.


For outdoor use the M8's IP23 protection class rating allows the lamphead to withstand rough weather conditions, even driving rain.

For Daylight Systems ARRI offers an extended warranty of 5 years.

Available Accessories

-  4-leaf barndoor
-  8-leaf barndoor
-  Spill ring
-  Set of 4 scrims
-  Snoot
-  Frosted glass
-  Filter frame
-  Chimera Lightbank
-  Speed ring circular
-  Head-to-Ballast cable

Models

Version	Connector	Mounting	Color
M8	International (VEAM) 0.5 m cable outlet	Manual	 Blue/Silver

Technical Specifications

M-Series M8

Ident-No.	L1.37200.B
EB MAX Set*	L0.37200AS
High Speed Set*	L0.37200HS
	*Set including lamphead, ballast, cable, barndoor

Main Features

Type of Lamphead	Open Face
Reflector	MAX Technology Facetted Reflector
Wattage	800 W
Lamp Base	G22
Lamp Type	ONLY Metal Halide 800 W/SE
UV Protection Glass Diameter	200 mm / 7.9"

Technical Data of the Luminaire

Max. Operating Temperature	ta= 45° C / 113° F
Max. Surface Temperature	tc= max. 150° C / 302° F
Tolerable Inclination	max. 90° upwards / max. 90° downwards
Safe Distances	3.5 m / 11.5 ft. to illuminated surface 0.5 m / 1.6 ft. around the luminaire
Protective Class	I - Protective Earth
Protective Rate	IP23

Specifications


Dimensions (incl. flange) (H x W x L)	476 x 350 x 310 mm / 18.7 x 13.8 x 12.2"
Packed Size (H x W x L)	440 x 400 x 460 mm / 17.3 x 15.7 x 18.1"
Weight	approx. 8.5 kg (18.5 lbs)
Packed Weight	approx. 10.7 kg (23.5 lbs)
Accessories Diameter	230 mm (9.1") / 245 mm (9.7")
Mounting	Spigot 28 mm / 1 1/8" (1.1")
Certification	CE, CB, GS, cNRTLus

ARRI corresponding Electronic Ballasts

MAX Range IDs:

L2.0014189	EB MAX 1.8 (USA) bare ends
L2.0014190	EB MAX 1.8 bare ends

Features:



High Speed Range IDs:

L2.76184KH	EB 575/800 HS Schuko
L2.0001687	EB 575/800 HS bare ends

Features:



Photometrical Data with 800 W Lamp

Distance: 5 m (16 ft.)	[Output / Diameter]
Spot 15°	16,200 lux (1,505 fc) / Ø 1.3 m (4.3 ft.)
Medium 40°	3,020 lux (281 fc) / Ø 3.6 m (11.8 ft.)
Flood 60°	1,600 lux (149 fc) / Ø 5.8 m (19.0 ft.)
Distance: 10 m (33 ft.)	[Output / Diameter]
Spot 15°	4,050 lux (376 fc) / Ø 2.6 m (8.5 ft.)
Medium 40°	755 lux (70 fc) / Ø 7.3 m (24.0 ft.)
Flood 60°	400 lux (37 fc) / Ø 11.6 m (38.1 ft.)
Distance: 15 m (49 ft.)	[Output / Diameter]
Spot 15°	1,800 lux (167 fc) / Ø 4.0 m (13.1 ft.)
Medium 40°	336 lux (31 fc) / Ø 10.9 m (35.8 ft.)
Flood 60°	178 lux (17 fc) / Ø 17.3 m (56.8 ft.)

All specifications are nominal / typical values.
The light output is reduced using the frosted glass.



For light output at any distance use our ARRI Photometrics App.

